

Exlvis Solutions Pvt. Ltd.

**Address : C-204, 2nd floor, Tower - 8,
Belapur Station,
Navi Mumbai-400614**

Phone No : 022-27578718, 91+ 9930964999

***INVENTORY ACCOUNT
MANAGEMENT
SYSTEM***

System Features

Inventory System Overview Why pay consultants when you can handle your own business flow. Sales and Inventory provides you all the tools you need for your business.

➤ Product Management:

Create and manage products/items. Set categories, packages and sub packages or bundled packages. Set retail price and wholesale price for customers and regular customers.

➤ Supplier Management:

Add, update or delete suppliers. Create list of suppliers and monitor who is active. Your list of suppliers will also display your accounts payable.

➤ Customer Management:

Create, update or delete customers. For regular customers, set a wholesale price. Monitor customers and your accounts receivables.

System Features

➤ Sales Invoice :

Create sales invoice for regular and new customers. History of all invoices and its specific items are kept for monitoring for safety and warranty.

➤ Product Inventory :

Monitor your current ending inventory and beginning inventory. Check restock level for new orders.

➤ Products History Tracking :

Monitor history of all products. Transferred, received, sold and void items are tallied. A simple deduction and addition will tell you if something is missing from the inventory.

Unit Master Information

The screenshot shows a software window titled "UnitMaster" with a menu bar containing "Master", "Transaction", "Reports", and "Accounts". Below the menu bar are tabs for "Start", "Sales", and "UnitMaster". The main interface is divided into two columns. The left column contains a form with the following fields: "Unit Name:" with the value "KGS" and a red asterisk, "Description:" with an empty text area, and "Calculation Method:" with three radio button options: "Amount = Net Weight X Rate" (selected), "Amount = Quantity X Rate", and "Amount = Quantity X Net Weight X Rate". At the bottom of the left column are four buttons: "Save", "Delete", "Clear", and "Exit". The right column contains a "Search:" field and a list box titled "UnitName" with "KGS" selected. The window has standard minimize, maximize, and close buttons in the top right corner.

➤ We can Enter Save/Modify /Delete Unit Master Information.

Product Master Information

The screenshot shows a software window titled "Product Master" with a menu bar (Master, Transaction, Reports, Accounts) and a tab bar (Start, Sales, UnitMaster, Product Master). The window is divided into two main sections. The left section contains input fields for: Product Code (PC000000002), Product Name (KhasKhas), Product Type (Marka) (A1), Default Unit (KGS), Description (none), and VAT% (0). The right section features a search bar and a list box containing the following items: DalChini-JA, KhasKhas-A1 (highlighted), KajuKani-Silver, Makhana-Sristi, Kajukani-No1, Makhana-Dolor, Makhana-Hans, Kajukani-King, Kajukani-Diamond, DayaPhool-ROM, and Mkhana-Mast. At the bottom, there are five buttons: Update, Delete, Refresh, Cancel, and Exit.

➤ We can Enter Save/Modify /Delete Unit Master Information.

Supplier Master Information

The screenshot shows a software window titled "SupplierMaster". The window is divided into two main sections. The left section contains a form for entering supplier details, and the right section contains a search bar and a list of existing suppliers.

Supplier Master Information Form:

Supplier Name:	SunilMakhana	*
Alias:	None	
Address:	None	*
Country:	India	
State:	Maharastra	
City:	Mumbai	*
Zip:	000000	
Phone No:	000000000000	*
Mobile No:	9856000000	*
Fax:	000000000000	
Email Id:	Abc@gmail.com	
Details:	none	

Search: [Empty search box]

Supplier List:

Supplier Name
Kikol Traders
SunilMakhana
G
C
MujeeBhai
Ram Bhai
Jha
RMK
Nematabhai
Delhi Agency
VKM
Mukul Makhana
E
F
Sondurga
NutIndia
ArtraDers
Harqovindas

Buttons: Modify, Delete, Clear, Exit

➤ We can Enter Save/Modify/Delete Supplier Master Information.

Broker Master Information

The screenshot shows a Windows-style application window titled "BrokerMaster". The window is divided into two main sections. The left section contains a form with the following fields:

- Broker Name: Ramanarayan *
- Alias: none
- Address: Mulund *
- Country: India
- State: Maharastra
- City: Mumbai *
- Zip: 000000
- Phone No: 0229855555 *
- Mobile No: 9850000000 * 9850000000 *
- Fax: 025555555
- Email Id: Abc@gmail.com
- Details: None

The right section contains a search bar and a list of brokers. The search bar is empty. The list of brokers is as follows:

Broker Name
Bhavinshah
Ramanarayan
Bhavesh j shailesh
champakshanker
JayantiBhushali
AtuJamnadas
AnupChandhanji
Kd Brothers
j Kishor
Jshailesh
Ashokdama
PreadeepWaval
Vimal Shah
PradeepRaval
Mehta company
HarneshRavel kd brothers
MohanLaSunderji
GirishRaval

At the bottom of the window, there are four buttons: Modify, Delete, Clear, and Exit.

➤ We can Enter Save/Modity /Delete Broker Master Information.

Client Master Information

Master Transaction Reports Accounts

Start Sales UnitMaster Product Master SupplierMaster BrokerMaster ClientMaster

ClientMaster

Client Name: **Nathur bahi Shiv Ji** *

Alias: none

Address: **Thane** *

Country: **India**

State: **Maharashtra**

City: **Mumbai** *

Zip: **000000**

Phone No: **020000000000** *

Mobile No: **9856000000** * **9850000000**

Fax: **052300000000**

Email Id: **Abc@gmail.com**

Details: none

Search:

Client Name

RAMdev Trading

Nathur bahi Shiv Ji

Shiv Krupa Masala

Shiv Shakti

AT

Shri Hari Ome Enterprises

Mangalam EnterPrises

Shah Traeders

Jai Raj masala

Sai Gajanana Trading

ArunVane

Shuiddhi Vinayak gyan Store

Hariom store

Avdheshmasala

mataGi store

NBEnterPrises

Ahmad Gain Store

Shaiv Traders

Modify Delete Clear Exit

➤ We can Enter Save/Modify /Delete Broker Information.

Transporter Master Information

The screenshot shows a software window titled "TranspotMaster" with a standard Windows-style title bar (minimize, maximize, close buttons). The window is divided into two main sections. The left section contains a form with the following fields and values:

Transporter Name:	Mehta&Company	*
Alias:	None	
Address:	Belapur	*
Country:	India	
State:	Maharashtra	
City:	Mumbnai	*
Zip:	000000	
Phone No:	02226554333	*
Mobile No:	9867233765	*
	9856000000	
Fax:	000000000000	
Email Id:	Abc@gmail.com	
Details:	none	

The right section features a search bar and a list box. The search bar is empty. The list box is titled "Transporter Name" and contains two entries: "Mehta&Company" (highlighted in blue) and "NutIndia".

At the bottom of the window, there are four buttons: "Modify", "Delete", "Clear", and "Exit".

➤ We can Enter Save/Modify /Delete Transporter Master Information.

Expense Master Information

FrmDailyExpenses

Voucher No: LW-DE/Jan-13/0001 Paid By Cash Cheque 31/57/2013

Amount: 541000 *

Category: Expense Category
 Office Salary Personal Others

BankName: Corporation Bank

Expense By: All ChequeNo: 12356

Remarks: none

Search
Select Category: All Search
Select Expense By: All

All From 31/57/2013 To 31/57/2013

Save Delete Clear Export To Excel Exit

SNo	VoucherNo	Amount	Remarks	Cash/Bank	ChequeNo
-----	-----------	--------	---------	-----------	----------

Total Expenses
Total Office: Total Salary: Total Personal: Total Others:

➤ We can Enter Save/Modify /Delete Expense Master Information.

Raw Material Information

The screenshot shows a software window titled "Raw Materials". At the top, there are standard window controls (minimize, maximize, close). Below the title bar, the "Product Name" is set to "DagaPhool-ROM". The current values are: Quantity: 200, NetWeight: 5183, Units: KGS, and SRate: 0. Below this, there is a section for adding new items with a "Select Product" dropdown (set to "DagaPhool-ROM"), input fields for "Quantity" (200), "NetWeight" (5183), and "SRate" (0), and an "Add" button. At the bottom of the window, there are "Update", "Cancel", and "Exit" buttons.

Product Name	Quantity	NetWeight	SRate
DagaPhool-ROM	200	5183	0

- We can Update Product Quality/Net weight /Sale rate Raw Material Information.

Backup Information

The screenshot shows a 'Backup' dialog box with the following fields and options:

- Server: *****
- Username: ****
- Password: **
- Database: ***
- Port: ****
- Other Connection: Details

Options for backup file construction:

- Construct all INSERT command of same table into 1 line.
- Delete and recreate all tables during restore process. (Drop Table)
- Delete and recreate the database. (Drop Database)

Naming of Backup File:

- Use a fix filename: IMSBackup
- File Extension Name: sql
- Choose Folder: [Empty field]
- Add Date Time (Now) after filename. (yyy-MM-dd-HH-mm-ss)
- Example of backup filename:
IMSBackup 2013-01-31-17-02-16.sql

Buttons: Backup, Restore, Exit

➤ We can Backup/Restore our Data Information.

Purchas (Data Entry)

Purchase

Product Code: **PU000000021** Date: 31-Jan-2013 Voucher No: 21

Purchase By: Cash Ref: None

Broker Name: Ramanarayan Mob: 9850000000, Mumbai Transporter Name:

Supplier Name: Kikol Traders Mob: 9856222220, Mumbai

Sr	Product Name	Unit	Quantity	Gross Weight	Net Weight	PRate	SRate	Expense	Amount
1	DagaPhool-ROM	KGS	10	00000	21	12.2		0000	256.2

Payment Mode: Cash Cheque

Remarks: none

Payment Summary:

Total:	256.2
CST%:	0
APMC%:	0
NMMC%:	0
Total Amount:	256.2
Paid Amount:	200000
Balance Amount:	-199743.8

➤ We Can Enter all the Purches Details like Product no, Voucher No, Ref ,Broker Name, Supplier Name And Also we can enter New/Save/Update/Delete Purchase information

Sale (Data Entry)

Sales

Sales Code: SA000000010 Date: 04-Jan-2011 Bill No: 1

Sales By: Cash Transporter Name:

Client Name: RAmdev Trading Mob: 9856000000, MUmbai Expense Including VAT
 Expense Excluding VAT

Broker Name: Bhavesh j shailesh Mob: 9850000000, Mumbai

DalChini-JA 0 Add

Sr	ProductName	Quantity	Net Weight	Rate	Expense	VAT%	Vat Amt	Total Amount
1	KajuKani-Silver	1	30	125	3722	0	0	7472

Payment Mode: Cash Cheque

Remarks: None

Payment:

Total:	7472
APMC%:	0 0
NMMC%:	0 0
Total Amount:	7472
Cash Discount:	
Tender By Cash:	3722
Return/Balalnce Amt:	3750

Product Name	Current Stock	Current Net Weight
KajuKani-Silver	25	135

New Save Delete Clear List Print Exit

Name, Bill No, All Vat and Also we can enter New/Save/Update/Delete Purchas information

er

Purchase (Data View)

Purchase

Date From: 31-Jan-2013 TO: 31-Jan-2013 View All Display Exit 20 Records

Purchase Code	Voucher No.	Voucher Date	Supplier Name	Total Amount
PU000000001	1	31-Jan-2013	ROM	380800
PU000000002	2	31-Jan-2013	Kikol Traders	205800
PU000000003	3	04-Jul-2011		26838.015
PU000000004	4	04-Aug-2011	SunilMakhana	92000
PU000000005	5	04-Aug-2011	G	1290580.75
PU000000006	5	04-Aug-2011	ROM	112286
PU000000007	7	13-Apr-2011	c	297704
PU000000008	8	13-Apr-2011	MujeeBhai	163734
PU000000009	9	31-Jan-2013	Jha	71250
PU000000010	10	23-Apr-2011	Jha	71250
PU000000011	11	29-Apr-2011	RMK	7650
PU000000012	11	05-Feb-2011	Kikol Traders	97500
PU000000013	12	05-Feb-2011	Delhi Agency	506250
PU000000014	13	05-Sep-2011	MujeeBhai	22635
PU000000015	14	05-Sep-2011	c	4895000

Back Day Edit

Purchase Details

Product Name	Unit	Qty	Gross Weight	Net Weight	Rate	Total...
DalChini-JA	KGS	0	0	2025	125	506250

3:54:08 PM Admin

3:54 PM 1/31/2013

➤ We can search Purchase [Data Entry] by dates .

Sales (Data View)

The screenshot displays a software application window titled 'Main' with a menu bar containing 'Master', 'Transaction', 'Reports', and 'Accounts'. Below the menu bar is a toolbar with various options: 'Start', 'Purchase', 'BrokerWisePurchaseReport', 'SupplierWisePurchaseReport', 'BrokerMaster', 'Sales', 'Ledger', 'ClientMaster', 'SupplierMaster', 'UnitMaster', 'Product Master', 'TranspotMaster', 'FrmDailyExpenses', 'Raw Materials', 'Backup', and 'WeightLoss'. The 'Sales' window is open, showing a date range filter set to 'Date From: 31-Dec-2012' and 'TO: 31-Jan-2013', with a 'View All' checkbox checked. The 'Display' and 'Exit' buttons are visible. The main data table lists sales records with columns for Sales Code, Bill No., Bill Date, Client Name, and Total Amount. Below this table is a 'Purchase Details' section with a 'Back Day Edit' button and a table with columns for Product Name, Qty, Net Weight, Rate, Expense, and Total Amt.

Sales Code	Bill No.	Bill Date	Client Name	Total Amount
SA000000001	789	04-Jan-2013	RamDevTrading	4763.2
SA000000002	67	02-Jan-2013	NathuBhaiShivJi	47822.88
SA000000003	655	27-Dec-2012	ShivShaktiStore	41662.4
SA000000004	3454	29-Dec-2012	ShukaDalMill	95008.095
SA000000005	765	29-Dec-2012	ShahTraders	114166.539
SA000000006	323	31-Dec-2012	RamDevTrading	67986.672
SA000000007	344	07-Jan-2013	NathuBhaiShivJi	21520.408
SA000000008	123456	29-Jan-2013	RamDevTrading	690772240.4
SA000000009	4	29-Jan-2013	RamDevTrading	37713232.012
SA000000010	1	04-Jan-2011	RAmdev Trading	7472
SA000000011	2	31-Jan-2013	AT	22417
SA000000012	3	04-Jan-2011	ArunVane	1099.576
SA000000013	4	31-Jan-2013	Ahmad Gain Store	4329
SA000000014	6	31-Jan-2013	VickvPhai	59304.5

Product Name	Qty	Net Weight	Rate	Expense	Total Amt
DalChini-JA	2	0	111	0	4329

➤ We can search Sales [Data Entry] by dates .

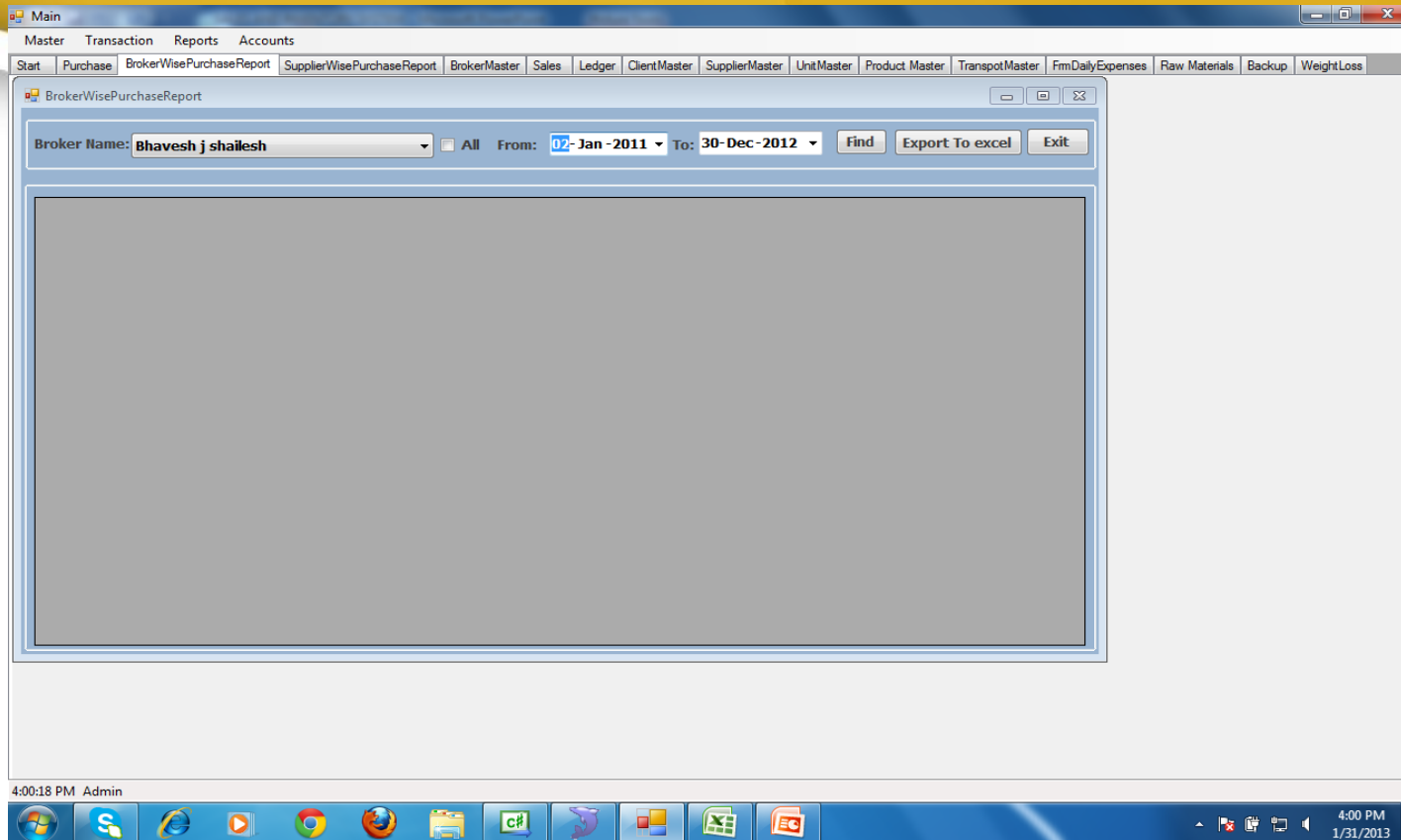
Weight Loss Information

The screenshot shows a Windows application window titled "WeightLoss". The window contains the following fields and buttons:

- Product Name:** A dropdown menu with the selected value "DagaPhool-ROM".
- Net Weight:** A text input field containing the value "5183".
- Units:** A text input field containing the value "KGS".
- WeightLoss:** A text input field containing the value "50".
- Buttons:** Four buttons labeled "History", "Save", "Cancel", and "Exit" are located at the bottom of the window.

➤ We can See all the history/Save information .

Broker Wise Purchase Report



➤ We can find all the all history information purchase by Broker Master.

Supplier wise Purchas Report

Supplier Name: **Kikol Traders** All From: 11/ 5/2012 To: 1/31/2013

PurchaseCode	VoucherDate	PruchaseTran	ProductName	Unit	Qty	NoOfBags	GrossWeight	NetWeight	Rate
PU000000002	1/31/2013	2	Dalchini-JA	KGS	200	0	200	250	50
PU000000002	1/31/2013	3	Dalchini-Star	KGS	300	0	300	300	60
PU000000002	1/31/2013	19	Kajukani-SSp	KGS	28	0	0	2100	98
PU000000012	2/5/2011	29	Kajukani-KTP	KGS	10	0	0	750	35

4:04:55 PM Admin

➤ We Can See All Report purchase By Supplier

Daily Purchase Report

4:08:41 PM Admin

PurchaseCode	VoucherDate	PrurchaseTran	ProductName	Unit	Qty	NoOfBags	GrossWeight	NetWeight	Rate
PU000000001	1/31/2013	1	Badiyan-Star	KGS	100	0	100	150	200
PU000000002	1/31/2013	2	Dalchini-JA	KGS	200	0	200	250	50
PU000000002	1/31/2013	3	Dalchini-Star	KGS	300	0	300	300	60
PU000000009	1/31/2013	14	shailendra k...	KGS	20	0	23	56	25
PU000000001	1/31/2013	17	Dalchini-JA	KGS	431	0	0	11900	32
PU000000001	1/31/2013	18	Tezpatta-Gr...	KGS	431	0	0	11900	32
PU000000002	1/31/2013	19	Kajukani-SSp	KGS	28	0	0	2100	98
PU000000009	1/31/2013	26	KajuKani-Sil...	KGS	25	0	0	275	250

4:08 PM 1/31/2013

➤ We can see All the daily purchase report

Monthly/Annul Purchase Report

Monthly/Annual Purchase Report

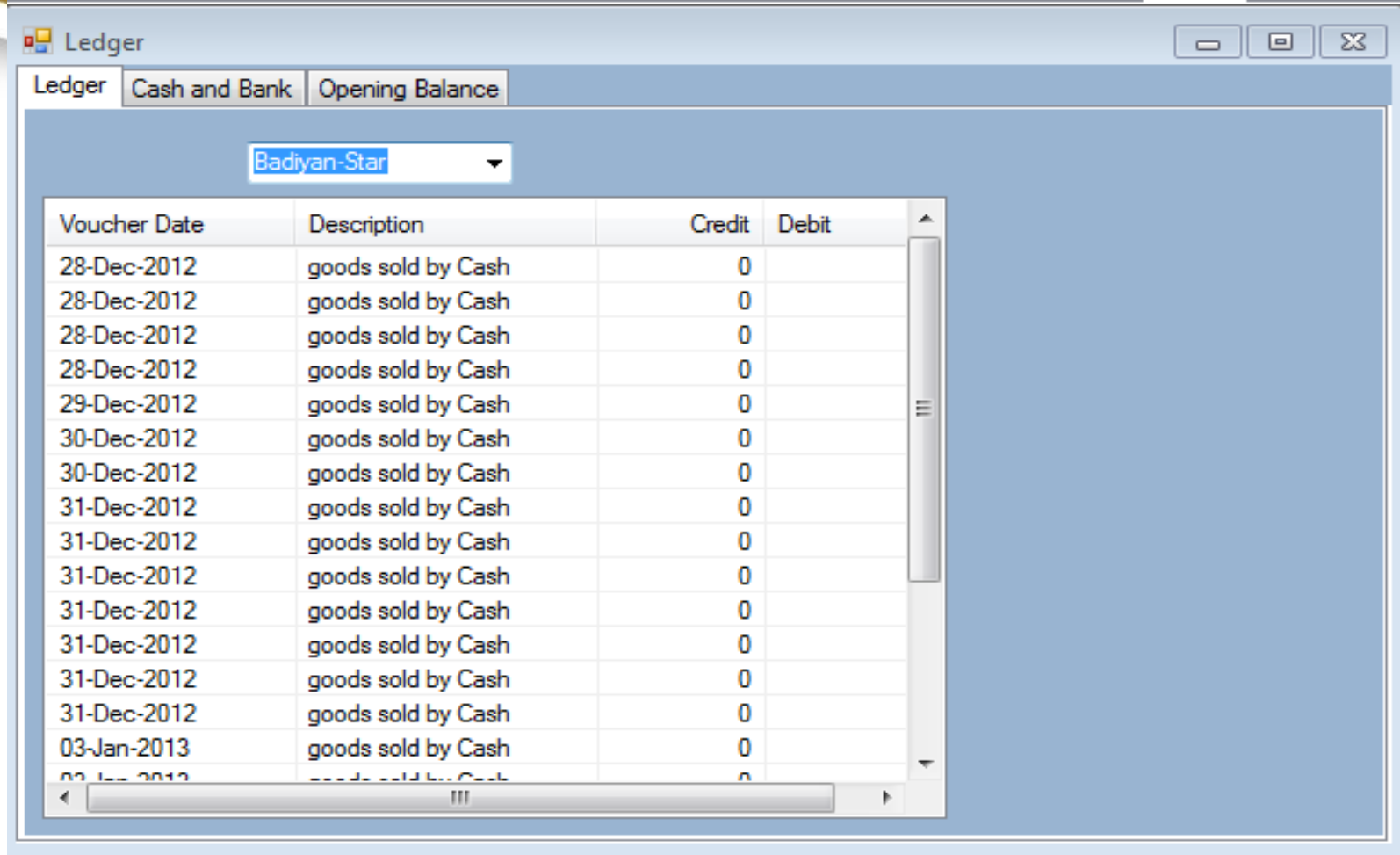
All From: 4/ 6/2011 To: 1/ 8/2013 Find Export To excel

0 Records Found

PurchaseCode	SupplierName	PruchaseTran	ProductName	Unit	Qty	NoOfBags	Gros
PU000000005	G	22	Sori-Omani	KGS	50	0	0
PU000000006	ROM	23	Tezpatta-Gr...	KGS	70	0	0
PU000000007	c	24	Sori-Bdiya	KGS	10	0	0
PU000000008	MujeeBhai	25	Box-Soumya	KGS	10	0	0
PU000000010	Jha	27	Makhana-Br...	KGS	25	0	0
PU000000011	RMK	28	Tezpatta-Gr...	KGS	5	0	0
PU000000014	MujeeBhai	31	Box-Soumya	KGS	51	0	0
PU000000015	c	32	KhasKhas-A1	KGS	50	0	0
PU000000016	ROM	33	Tezpatta-Gr...	KGS	60	0	0
PU000000017	Delhi Agency	34	DalChini-JA	KGS	200	0	0
PU000000018	ROM	35	DagaPhool-...	KGS	200	0	0
PU000000019	ROM	36	Tezpatta-Gr...	KGS	60	0	0
PU000000020	VKM	37	DalChini-JA	KGS	100	0	0

➤ We can See and print Monthly/annul Report

Ledger Report

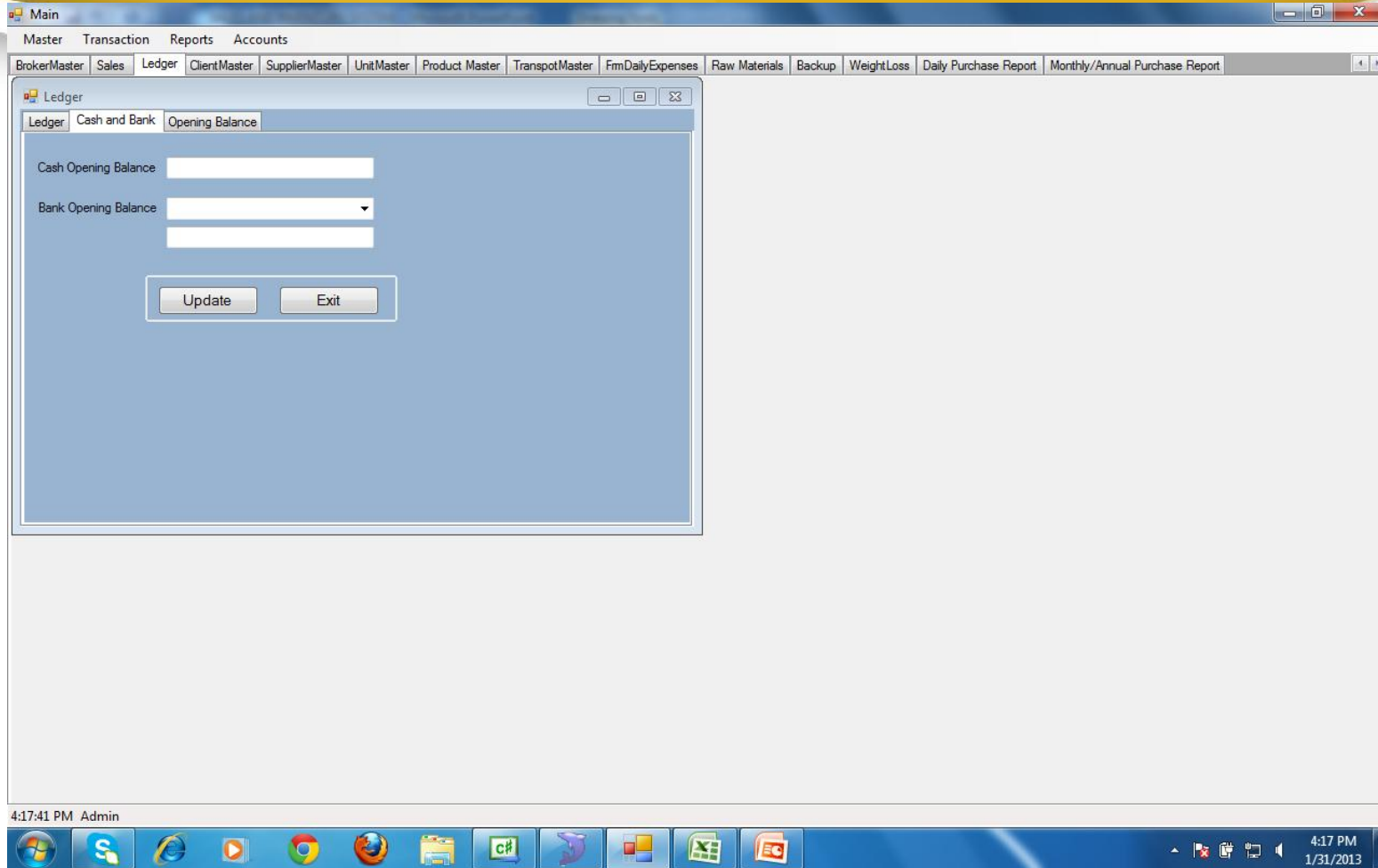


The screenshot shows a software window titled "Ledger" with a tabbed interface. The active tab is "Cash and Bank", and the sub-tab is "Opening Balance". A dropdown menu is set to "Badiyan-Star". The main area contains a table with the following data:

Voucher Date	Description	Credit	Debit
28-Dec-2012	goods sold by Cash	0	
28-Dec-2012	goods sold by Cash	0	
28-Dec-2012	goods sold by Cash	0	
28-Dec-2012	goods sold by Cash	0	
29-Dec-2012	goods sold by Cash	0	
30-Dec-2012	goods sold by Cash	0	
30-Dec-2012	goods sold by Cash	0	
31-Dec-2012	goods sold by Cash	0	
31-Dec-2012	goods sold by Cash	0	
31-Dec-2012	goods sold by Cash	0	
31-Dec-2012	goods sold by Cash	0	
31-Dec-2012	goods sold by Cash	0	
31-Dec-2012	goods sold by Cash	0	
31-Dec-2012	goods sold by Cash	0	
03-Jan-2013	goods sold by Cash	0	
03-Jan-2013	goods sold by Cash	0	

➤ We Can See ledger information

Cash bank Information



➤ We Can Update cash bank information

Opening Balance Details

Ledger

Ledger | Cash and Bank | Opening Balance

Product Code: PC000000004

Product Name: Makhana-Sristi

Opening Qty: 120

Opening Weight: 1130.8

Opening Amount: 114210.8

Update Stock In Hand

ProductName	Opening Balance
DalChini-JA	0
KhasKhas-A1	
KajuKani-Silver	
Makhana-Sristi	114210.8
Kajukani-No 1	27461.4
Makhana-Dolor	97129.9
Makhana-Hans	6750
Kajukani-King	100170
Kajukani-Diamond	0
DagaPhool-ROM	45000
Mkhana-Mast	34125

Update Refresh Cancel Exit

➤ We Can Update Product code/Name/ Opening by/amount information

Thank You